



easygraphix

For the Technical Professional

Release: 10

Quick Start Guide What's New



easycopy

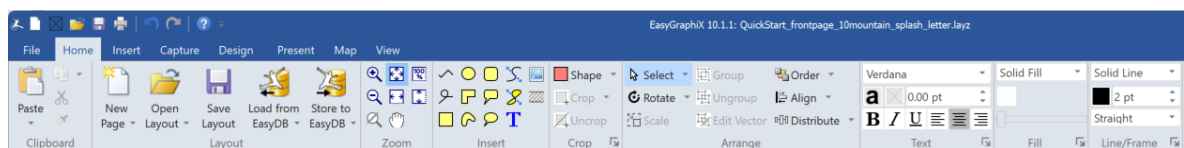
www.myeasycopy.com

A New Name

easygraphix

The EasyCopy Graphics suite, has changed name to EasyGraphiX, to emphasize the strength of graphical capabilities this solution are offering for technical professionals. Visually sharing ideas and interpretation is an essential task for all technical professionals and EasyGraphiX makes this process more effective and efficient. With a wide range of special geo science and engineering tools EasyGraphiX has the power to lift your work to new heights.

EasyDB

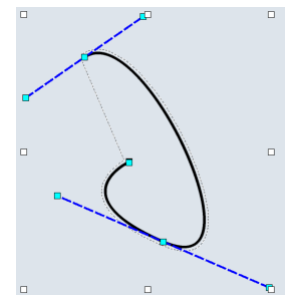


EasyDB is an open generic SQL database for storing EasyGraphiX layouts and EasyCore projects as well as core photos, thin sections, vector drawings, data etc to have relevant files available in a structured and searchable way. Fast pre views and search within vector files. Go to our web site to read more details about how you can benefit from EasyDB.

Bezier Tools



For full control when drawing a curve you now have the open and closed Bezier tools. The curve is defined by a set of control points /handles with anchors and tangents.



Duplication

Duplication of items can now be done by holding down CTRL and dragging the items to a new position.


Selection

The use of SHIFT and CTRL keys for selection have now been switched, from Shift, so that CTRL is used for adding to the selection, like in other applications, while SHIFT gives a rubberband selection, that will allow you to select items placed on top of another item (background image)

Bullet Styles

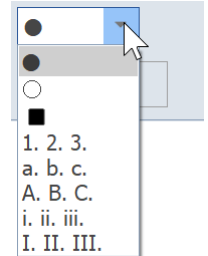
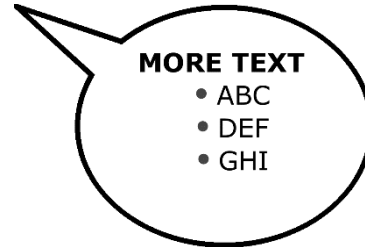
You have 2 types of text available.

Plain text that scales by resizing the text box. The blue **T** will have this behavior, which is convenient, for adding and resizing a text fast and easy.



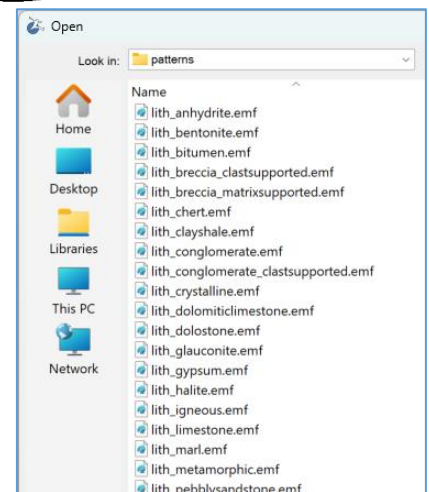
If you are looking for more text controls, you should use the Rich Text option.

Insert a shape from the Insert selection in the Home tab or from the Object selection in the Insert tab. It can be a line, a call out etc. New features in this version are different bullet styles.



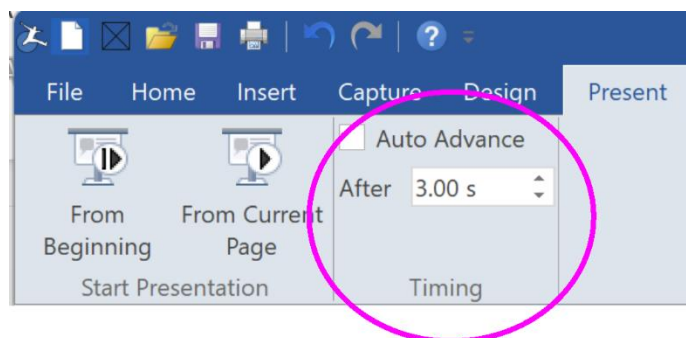
Vector Pattern

Lithology vector patterns (available in EasyCore as well) are now included in the EasyGraphiX installation for easy access to scalable patterns to be used for your seismic interpretation and stratigraphical correlations.



Presentation Timing

In the Presentation Tab you can now set a timing for an automatic slide transition. Toggle on Auto Advance to have your presentation running without any manual clicks.



Multipage Files

With this version all multipage files (typically PDF and Tiff) will automatically open all pages. (See the Reference View) and each page can be viewed, edited etc. and saved again individually or as a new multi-page file.

WELL INFORMATION

MWD Run Number	200	300	400	500
Date run completed	28-Nov-03	03-Dec-03	14-Dec-03	20-Dec-03
Rig Bit Number	3	4	5	6
Bit Size (in)	17	17.50	12.25	12.25
Toot Nominal OOD (in)	9.50	9.50	9.00	8.00
Log Start Depth (MD, ft)	3.508	5.784	6.900	9.015
Log End Depth (MD, ft)	5.784	6.900	9.015	11.584
Drill or Wipe	Drilling	Drilling	Drilling	Drilling
DrillWipe Start Date and Time	25-Nov-03 11:45	29-Nov-03 23:05	09-Dec-03 16:42	14-Dec-03 14:56
DrillWipe End Date and Time	28-Nov-03 01:53	02-Dec-03 19:59	13-Dec-03 23:00	19-Dec-03 17:15
Min Inc (deg) @ Depth (MD, ft)	0.100 @ 4.029	0.3 @ 5.762	12 @ 7.534	8.45 @ 9.039
Max Inc (deg) @ Depth (MD, ft)	3.100 @ 4.909	4.7 @ 5.851	6.30 @ 8.941	31.84 @ 10.369
Bit WFAWD) Bit Type	1.227 /XT/19C	1.481 /XT/19C	.773 /FA02/43	907 /FA06/43
Flow Rate (gpm)	550	600	585	599
Max AV (ft/min) / CV (ft/min) @ MWD	117 / 172	102 / 140	154 / 186	165 / 203
Fluid Type	CLSI/KCL	CLSI/KCL	NovaPlus	NovaPlus
Density (ppg) / Viscosity (cp@ppg)	16.0 / 26	11.5 / 39	13.8 / 52	14.5 / 56
Filtrate CL (ppm)	17,000	16,500	40,000	35,500
pH / Fluid Loss (mpm)	6.30 / 17.4	9.80 / 9.2	N/A / 7.2	N/A / 6.4
PV (ccal) / VP (mD)	11 / 12	13 / 12	21 / 10	26 / 12

Your feedback is very important for us and therefore highly appreciated. Send an e-mail - write *easycopy* in the subject and mail to info@myeasycopy.com,

www.myeasy.com

The EasyCopy Company ApS
Denmark

AGI Inc. – The EasyCopy Company
USA